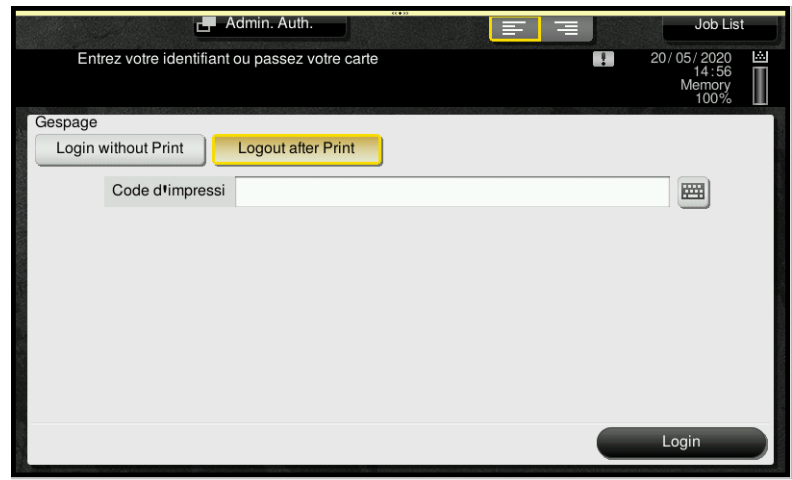


Embedded Terminal for MFP KONICA MINOLTA



The « **eTerminal-KonicaMinolta** » embedded terminal works with the KONICA-MINOLTA Multifunction Printers and enables the communication between the MFP and the **GESPAGE** server.

Accessible from the touch screen of the KONICA-MINOLTA MFP, this software allows for access control, secured printing and user's identification by entering a code on the touch screen.

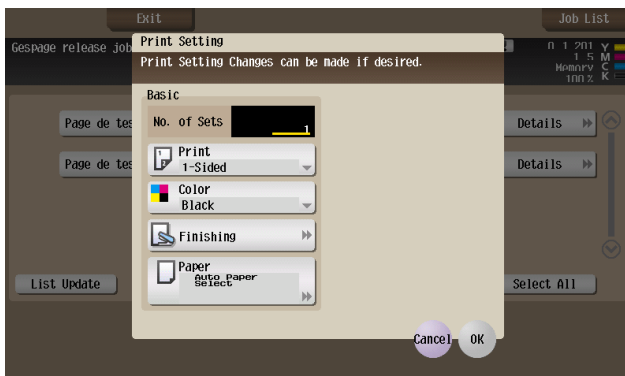
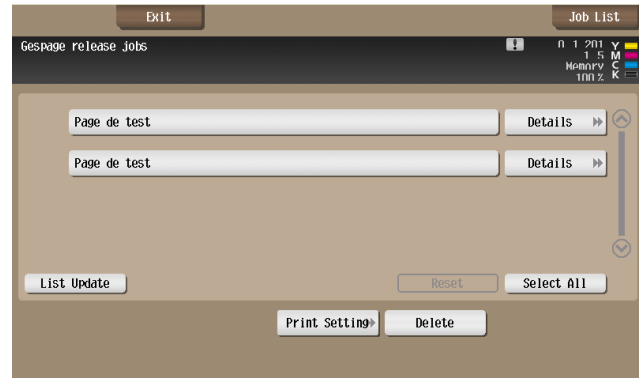
This « Embedded » terminal fully fits into the touch screen of the KONICA-MINOLTA Multifunction Printers. This **eTerminal-KonicaMinolta** software is compatible with all MFPs featuring at least the OPEN API V3.6. This improvement makes the **Gespage** solution more competitive. In addition, this solution is perfectly suitable to the ergonomics of the KONICA-MINOLTA equipment.

Scheme of the network configuration



The embedded terminal benefits

- ✓ Personalized welcome to the identified user.
- ✓ User-friendly selection of the documents to print.
- ✓ Sending to **Gespage** server of prints, copies and scans performed.
- ✓ Secure use of the KONICA-MINOLTA MFP by Login / Password, Print code and/or Card (badge reader in option).
- ✓ Management and accounting of the user's scans to email and to a limited address book.
- ✓ Synchronization and management of the users, LDAP, AD directories or a CSV data base.
- ✓ Setting of access rights for the specific use to each user or user group.
- ✓ Management and configuration of the terminal from a user-friendly web interface.
- ✓ Individual or overall job release.
- ✓ Modification of the job characteristics (print forcing to B&W, duplex or modification of the number of copies).



- ✓ The intuitive user interface allows a quick start from the first use.
- ✓ Display of the user credit before and after the operation, as well as the tariffs of copies, prints (A4, A3, B&W, Colour) and scans.
- ✓ The user may select one or several documents from the list in the print queue for release them, delete them or leave them in the queue.
- ✓ Selecting a project code in the queue is a simple and user-friendly operation.
- ✓ Copies, prints and scans are managed directly on a same interface.
- ✓ A quick identification thanks to the contactless badge reader (in option).

Specifications

- ✓ Compatible with Cartadis TCM3/TCM4 card readers.
- ✓ Available on the KONICA MINOLTA equipment featuring at least the OPEN API V3.6.

